

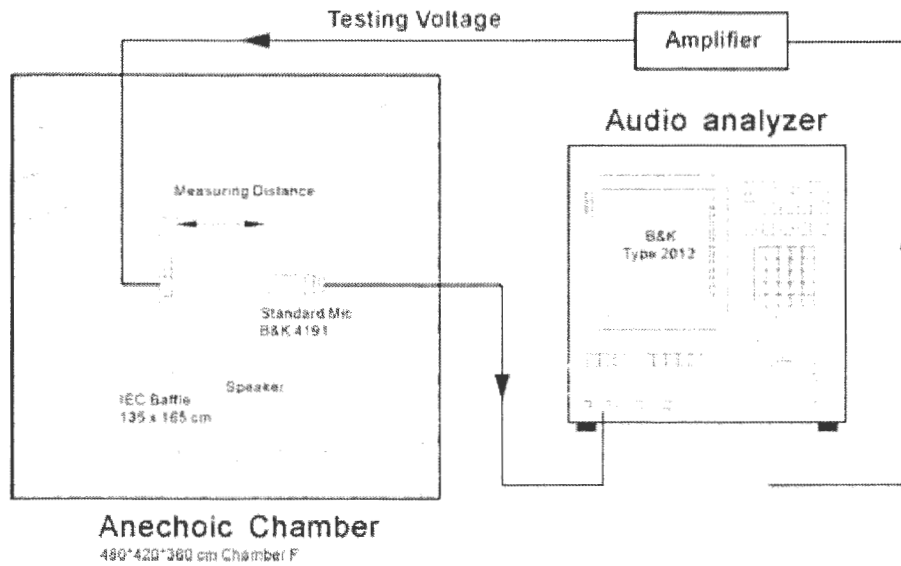
INTERVOX Speakers from **International C**

215 McCormick Drive, Bohemia, NY 11716 (631)952-9595 Fax: (631) 952-9597 e-mail: oemsales@icc107.com

1	MODEL:	S150RMSS-R3W			
2	Dimension & Weight	Outer Diameter	ϕ 38 mm		
		Baffle Opening	ϕ 36 mm		
		Height	Refer to drawing		Weight 6 Grams
3	Magnet	Materials	Rare Earth		Size ϕ 12.5 x1.5 mm
4	DC Resistance	8 $\Omega \pm 15 \%$,		On Ohm Meter	
5	Power Rating	Normal	0.3 Watts	Maxim	0.6 Watts Sine Wave.
		Normal	Watts	Maxim	Watts Square Wave.
6	Resonant Frequency	380 $\pm 20 \%$ Hz.			
7	Output Sound Pressure Level (S.P.L.)	80 ± 3 db/ 0.3 Watt. 0.5 Meter			
		Average at 600, 800, 1000, 1200 Hz.			
8	Frequency Range	200 \sim 20000 Hz. Average SPL – 10 db.			
9	Distortion	5 % Maximum At 1000 Hz. 0.3 W.			
10	Abnormal Sound test	Must be Normal Tested By 1.55 Volts. Sine Wave.			
11	Load Test	Pink noise with HPF(High Pass Filter 235HZ-3db-11db/Oct)8.94 Volts(RMS.)96hours			
12	Polarity	Diaphragm shall move Forward while Apply a Positive DC Signal to the "+" or "Marked "Terminal.			
Above Measuring condition under temperature : 15~35°C R.H. 25 ~75%. According to standard GB/T9396-1996					
Mechanical and vibration test					
13	High Temperature	+ 60 ± 2 °C	Humidity Random for 96 Hours. (GB2423.2-81)		
14	Low Temperature	- 25 ± 2 °C	Humidity Random for 96 Hours. (GB2423.1-81)		
15	Humidity	+ 40 ± 2 °C	Relative Humidity (RH) 90 ~ 95 % 96 Hours.		
16	Vibration	Frequency 30 ± 15 Hz, Amplitude 1.5 mm for 3 Hours. (GB11606.8-89)			
17	Drop test	75 CM free falling on Concrete floor, 10 times. (GB2423. 8-81)			
After test leave speakers at room temperature for 1 hour, SPL shall not deviate by ± 3 db from pre-test					
18	Temperature Cycle test	- 25 ~ + 60 °C	4 Cycles Temperature tests. (GB5170.18-87)		
After test leave speakers at room temperature for 1 hour, SPL shall not deviate by ± 3 db from pre-test Measurement, and meet above spec. item 6. 7. 8. 9. 10.					
G50		Please refer to next pages for more detailed testing method.			

Test method and User precaution.

1. Characteristics measured according to standard GB/T 9396-1996
 - 1.1 Except other specified, measuring are under Temperature 15~35°C R.H. 25 ~75%
 - 1.2 Judgement condition Temperature 20 ±2 R.H. 63~67%
 - 1.3 Product shelf life is valid for 12 months only.
2. Output Sound Pressure Level (S.P.L.) and distortion testing setup



3. Environment & Mechanical test:

3.1 High Temperature: GB2423.2-81

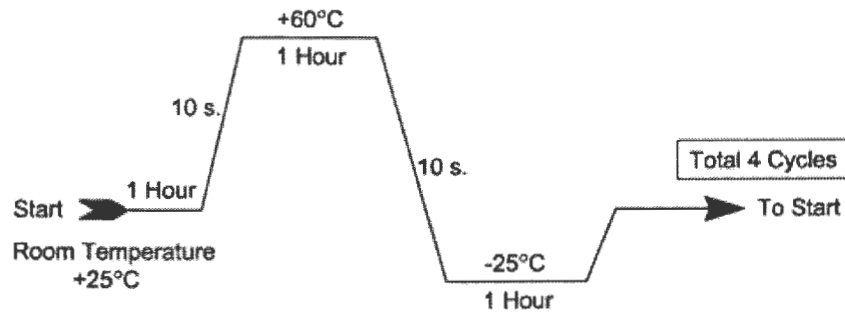
After exposure the speaker in the + 60 ± 2 °C chamber for 96 hours, then leave the speaker at room temperature for 1 hour, the SPL should not deviate by ± 3 db, and resonant frequency should not deviate by ± 50 Hz, compare with pre-test measurement.

3.2 Low Temperature: GB2423.1-81

After exposure the speaker in the -25 ± 2 °C chamber for 96 hours, then leave the speaker at room temperature for 1 hour, the SPL should not deviate by ± 3 db, and resonant frequency should not deviate by ± 50 Hz, compare with pre-test measurement.

3.3 Temperature cycle: GB5170.18-87

After exposure the speaker in the chamber, temperature cycle setting as below shows, SPL should not deviate by ± 3 db, and resonant frequency should not deviate by ± 80 Hz, compare with pre-test measurement.



3.4 Humidity: GB5170.18-87

After exposure the speaker in the $+40 \pm 2$ °C, relative humidity 90% ~ 95% chamber for 96 hours, then leave the speaker at room temperature for 6 hours, the SPL should not deviate by ± 3 db, and resonant frequency should not deviate by ± 50 Hz, compare with pre-test measurement.

3.5 Vibration: GB11606.8-89

Frequency 30 ± 15 Hz, Amplitude 1.5 mm for 3 Hours. After test, SPL shall not deviate by ± 3 db from pre-test measurement,

3.6 Load test: GB/T 9396-1996

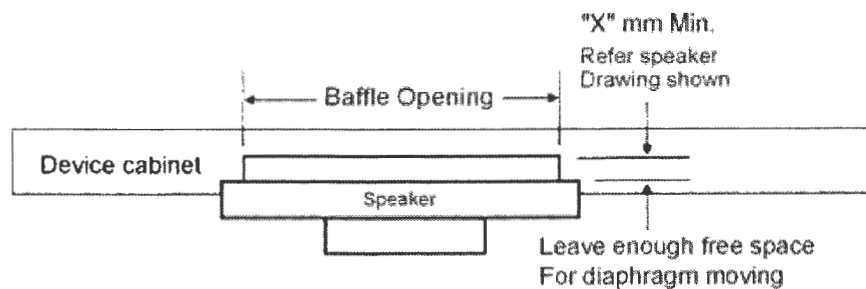
Speaker should not fail after apply 20 ~ 20K Hz Pink noise with HPF rated power input (RMS), 96 hours. After test, SPL shall not deviate by ± 3 db from pre-test measurement,

3.7 Drop test: GB2423. 8-81

75 cm free falling on concrete floor, 10 times. After test, SPL shall not deviate by ± 3 db from pre-test measurement,

4. Mounting precaution

In order to keep speaker work normally, there shall leave enough free space for diaphragm moving, minimum distance required is marked in speaker mechanical drawing.



5. Measuring & standard referenced

Abstract from GB/T 9396-1996 and IEC 268-5:1989 methods of measurement for main characteristics of loud speakers.

5.1 Rated sine voltage.

It is stipulated by manufacturer, sine signal voltage that make speaker work continuously in rated frequency range, but the speaker wouldn't be damaged heartily or mechanically.

The persist time of the voltage is 1 hour.

5.2 The rated sine power.

The rated sine power is corresponding with the rated sine voltage, its definition is U_s^2/R ,

U_s indicates the rated sin voltage, R indicates the rated impedance.

5.3 The rated noise power.

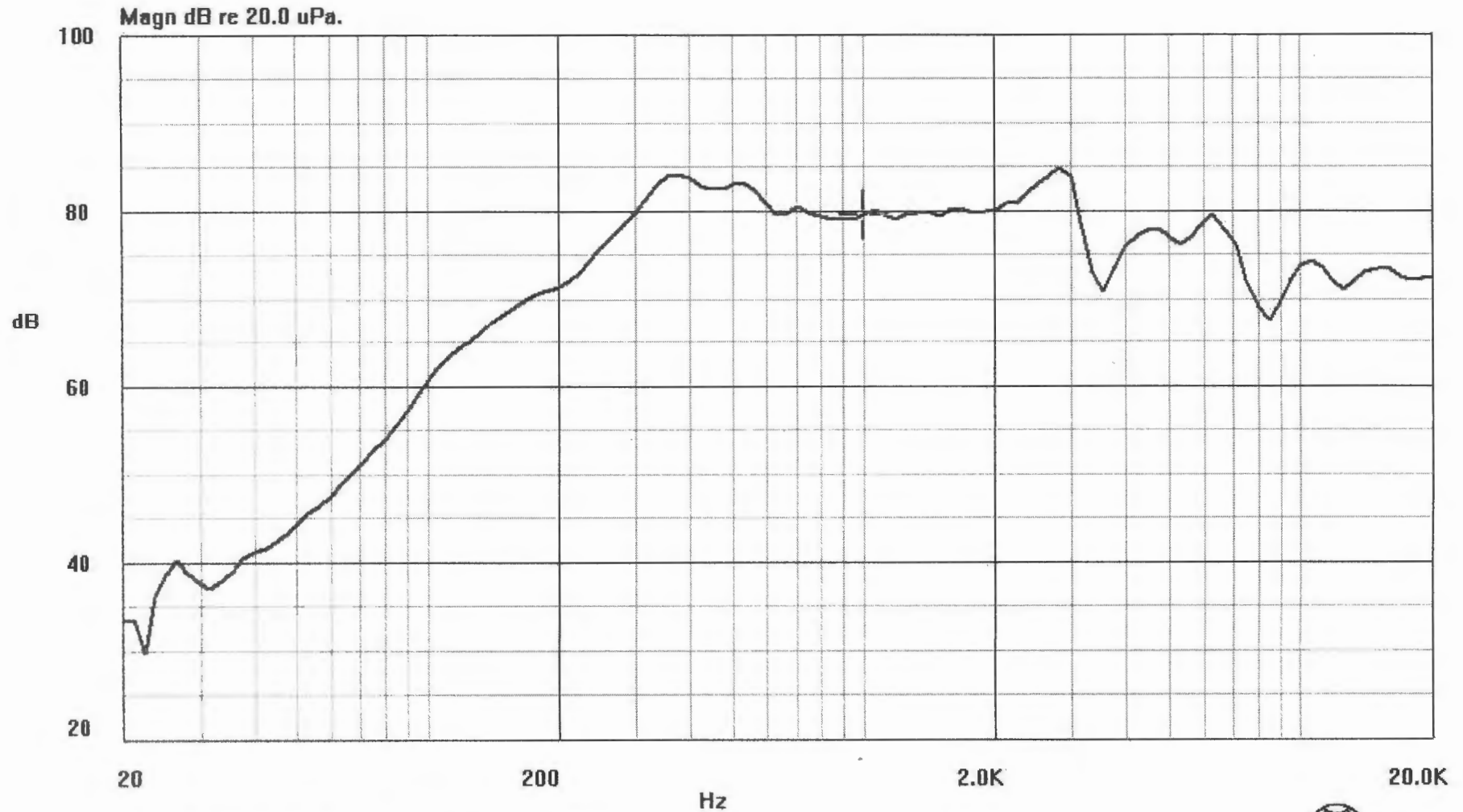
The rated noise power is corresponding with the rated noise voltage, its definition is U_n^2/R ,

U_n indicates the rated noise voltage, R indicates the rated impedance.

INTERVOX Speakers from **International C**

215 McCormick Drive, Bohemia, NY 11716 (631) 952-9595 Fax: (631) 952-9597 e-mail: oemsales@icc107.com

S150RMSS-R3W VOL:1.55V[0.3W] DIS:0.5M



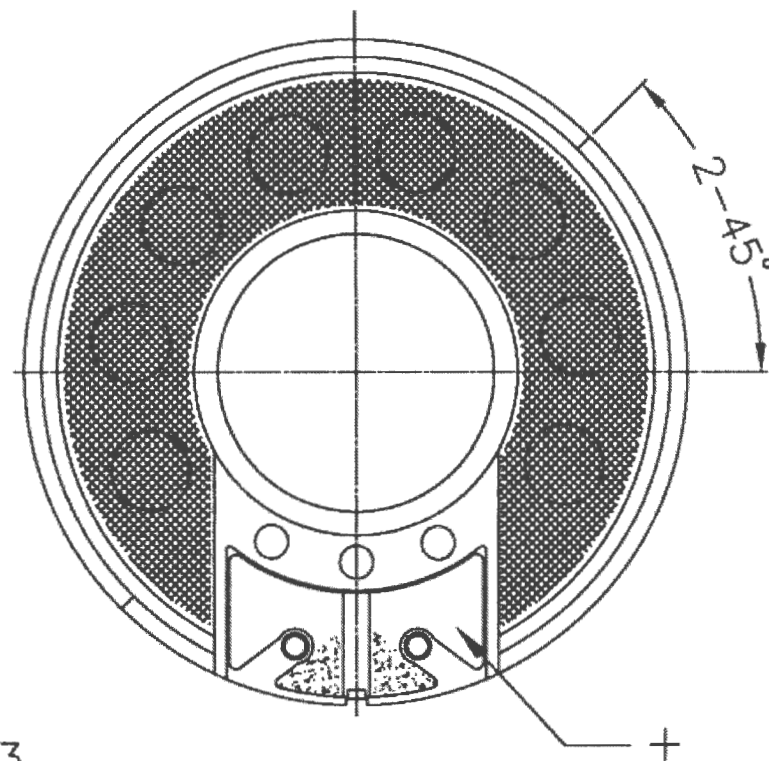
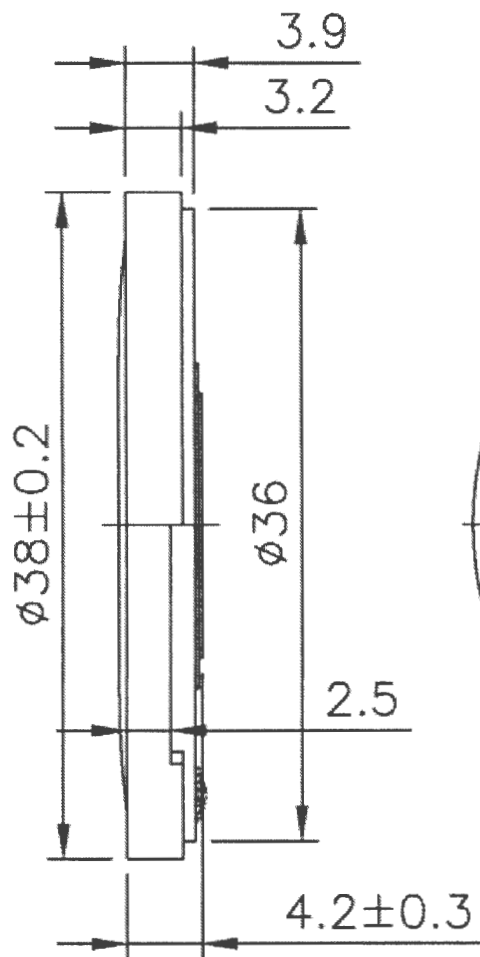
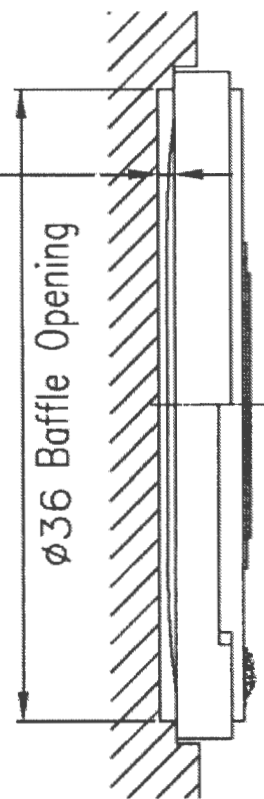
Current Curve: 0 X: 1000 Hz Y: 79.56 dB

Time[Y/M/D H:M:S]: 2006/10/10 0:22:16



MOUNTING NOTICE

AT LEAST
1.2
FOR
DIAPHRAGM
MOVING



INTERNATIONAL COMPONENTS CORPORATION
215 MCCORMICK DRIVE, BOHEMIA, NY 11716
FAX: 631-952-9595 FAX: 631-952-9597

S150RMSS-R3W

V1.0		06.10.10			
VERSION	DATE	DESCRIPTION			
Unit: mm	Scale:	Appr.:			
Tol.: 其餘±1/2IT13		CHK.:	Dwg.:		